


FREE
Template / Level with
Every 100 Single
Gangs!

So...
**Do you actually
LIKE putting screws
into your fingers?**

**NO TABS TO
BEND!**

**SUPER LOW
PRICE!**

**NO SCREWS TO
LOCATE AND
START!**



40 @ 69¢ ea.

Our **NEW Plastic Low Voltage Flush Mount** has all its parts already assembled!

All **YOU** have to do is turn the screwdriver! The arms *automatically* turn into position to hold the mount to the wall. Keep turning the screwdriver until the screws are tight. *That's All!*

It's NEVER going to move!

NON-CONDUCTIVE PVC!

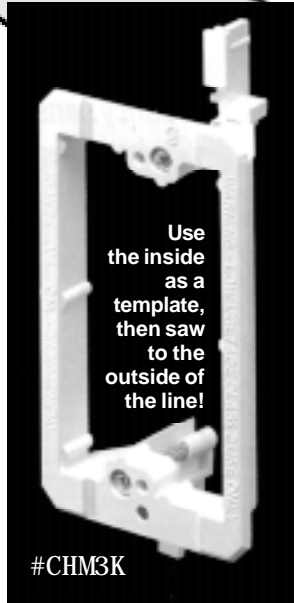
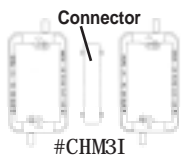
NEW DESIGN!

Improved to Allow AT&T Plates to mount flush against the wall!

You Don't Need Double Gang plates with Our **NEW Connectors!**

It's really hard to line up two holes in the wall!

Connector Only
15¢



Use the inside as a template, then saw to the outside of the line!

WORKS IN 1/4" TO 1" DRYWALL OR PANELING!

Doing FIRE ALARMS or SCHOOLS?

The Double Gang mount now has Mounting Holes for Strobes and Bells!

\$1.09
(40 @ 89¢)

Double Gang Flush Mount: #CHM3J

INSTRUCTION SHEET for REPAIRING MERLIN MEMBRANE KEYS:

The biggest problem with Merlin type phones that have a Membrane (Flat) faceplate is that they get locked up so that no buttons work after something is spilled in them. This also applies to other Merlin phones (like the BIS) that have real buttons, when something gets spilled into the dial, which is also mylar. The AT&T Spirit can also be repaired with these techniques.

You CAN'T use a pen type trace repair pen, because it will crack and cause an open when the membrane is flexed! Our product stays flexible!

We can fix about 70% of these phones at our shop, without putting on a new faceplate. After a few tries, you get good at peeling the membrane apart. It usually takes us about 15 to 20 minutes to do the whole repair in our shop. You don't even have to be a technician to do it, since we have the same guy that refurbishes the phone do this repair. If we can't get the phone to work after 10 to 15 minutes, we just send it in for repair or use it for parts.

If a customer calls you and says that he just spilled something in his phone (or computer etc.), tell him to unplug it **RIGHT THIS SECOND!** You can pretty much hose phones down with a fire hose and they won't be damaged electronically if they're not plugged in, and stay unplugged until totally dry. It's the resistance changes and the chemical reaction between the electricity and the water that does the damage.

On Spirit, Partner & Legend phones, the LEDs tend to pop off the mylar sheet when it's flexed. To put them back on, use a 2 part epoxy to hold them to the mylar sheet. Then, paint over the ends of the LED with the Merlin Membrane Repair stuff, which will make a good electrical connection. Nothing except epoxy (not super-glue) will hold the LEDs to the mylar sheet!

Keep in mind that we also have brand new membranes for 5, 10, 34 Standard and 34 Deluxe Merlin Membrane phones, as well as Spirit 6 & 24 Mylar Keystrips.

See page 100 for AT&T Repair Parts

Get **ALL** the instructions, along with our Rubber Button Tech Bulletin on our FaxBack!

FaxBack from Anywhere
1-800-669-9900
Document **509**

CONDUIT BUSHING

NEW For Thinwall: *Some Inspectors require them now!*

1/2" - \$4.39 / 100	#KIT1B
3/4" - \$6.39 / 100	#KIT1C
1" - \$4.99 / 20	#KIT2F
1" - \$22.95 / 100	#KIT1E

Keep some in your pocket, and pop 'em on the pipe before you run the wire down!

#HND1T \$36.95

7/8" Snap-In HEADER BUSHING

\$6.59 for 100

Use our handy 7/8" Step Bit (\$36.95) to Drill your Hole.

This Bushing Protects the wire!

#KIT1G

Keep some in your pocket, and pop 'em in the header before you fish the wire down!

NEW

Also fits 1/2" Electrical Box Knockout!

TEMPLATE 2 Levels for Horizontal or Vertical Mounting!

with **LEVELS** for our Plastic Low Voltage Mounting Plates

\$6.95 3 @ \$6.59 ea.

One **FREE** with Every 100 Single Gangs!

- Level it
- Trace it
- Cut on the line!

#CHM3O

VISA
MasterCard
www.sandman.com

• Mike Sandman... Chicago's Telecom Expert •
• 390 E. Irving Park Rd. • Roselle, IL 60172 • 630-980-7710 •

AMERICAN EXPRESS
BAD CHECK LIST
REGISTRATION